

**TO:** HONORABLE MAYOR  
AND CITY COUNCIL

**FROM:** Edgardo Garcia

**SUBJECT:** SEE BELOW

**DATE:** April 28, 2020

Approved



Date

**4/28/2020**

## INFORMATION

**SUBJECT: DOMESTIC VIOLENCE, SEXUAL ASSAULT AND CHILD ABUSE  
REPORTS DURING THE COVID-19 SHELTER-IN-PLACE ORDER**

### BACKGROUND

The purpose of this memorandum is to analyze the effect of the local COVID-19 shelter-in-place order on Domestic Violence (DV), Sexual Assault (SA), and Child Abuse (CA) reporting in the City of San José. The Department examined reported incidents during a twenty-eight (28) day period from March 15, 2020 through April 11, 2020. Statistics from the same 28-day time period in 2019 are provided for comparison purposes.

The data examined is preliminary data for 2020 and gives greater perspective than Uniform Crime Reporting (UCR) Part I statistics that are reported to the FBI and are commonly used to compare crime statistics across the nation. The data below only reflects incidents that were reported to San Jose Police Department. It should be noted, due to some investigations having multiple charges, the same data may be counted more than once. For example, a Domestic Violence incident involving a Sexual Assault may appear in both DV and SA statistics.

Examining a relatively short timeframe and a small sample size is not sufficient to make data-driven decisions for the long-term. It will be useful to determine if the frequency of these crimes is increasing, decreasing or remaining constant. This information will help the Department develop short-term plans to better prevent and assist survivors of these crimes.

Please note that the data provided in this memorandum is based on existing current data. Data will be subject to change if in the following weeks/months additional reports (e.g. witness statements, physical evidence) are entered into our Records Management System (RMS) within the shelter-in-place timeframe.

April 28, 2020

**Subject: Domestic Violence, Sexual Assault and Child Abuse Reports During the Covid-19 Shelter-In-Place Order**

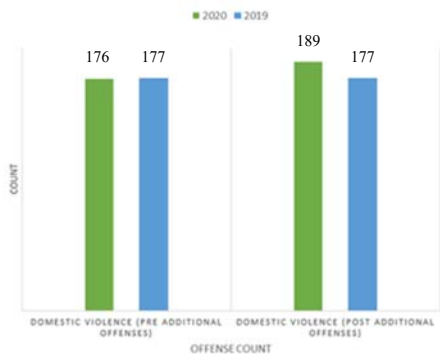
Page 2

**Domestic Violence**

The 2019 “Domestic Violence” statistics in this memorandum reflect five offenses related to DV. In common terms, these sections are:

DV Restraining Order Violation, Domestic Battery, DV with Serious Injury or Weapon Used, Spousal Rape and Domestic related Disturbing the Peace. The 2020 statistics include the same five offenses but have the following six offenses added: Domestic Criminal Threats, Domestic Strong-Armed Robbery, Domestic Sexual Assault, Domestic Assault with a Deadly Weapon, Domestic Vandalism and Domestic Harassing Phone Calls. These offenses were added in 2020 to more accurately capture a wider range of Domestic Related events, thus distinguishing between the terms “Domestic Violence” vs. “Domestic Related” offenses/incidents. For this purpose, domestic assumes some sort of relationship between the victim and suspect (dating, marriage, child in common, etc.).

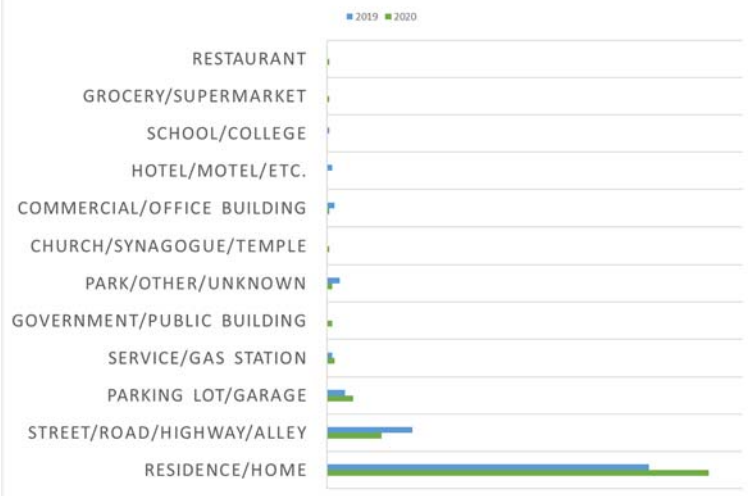
**DOMESTIC RELATED OFFENSES TOTAL COUNT**  
MARCH 15 - APRIL 11 2020 VS. MARCH 15 - APRIL 11 2019



	2020	2019	%
<b>Domestic Violence (Post Additional Offenses)</b>	189	177	6.8% increase
<b>Domestic Violence (Pre Additional Offenses)</b>	176	177	-0.6% decrease

\*Total numbers are inclusive of Domestic Sexual Assault

**DOMESTIC RELATED OFFENSES BY LOCATION OF OCCURRENCE**  
MARCH 15 - APRIL 11 2020 VS. MARCH 15 - APRIL 11 2019



**DOMESTIC RELATED OFFENSES BY LOCATION OF OCCURRENCE**  
March 15 - April 11 2020 vs. March 15 - April 11 2019

	2020	%	2019	%
RESIDENCE/HOME	147	77.8%	124	70.1%
STREET/ROAD/HIGHWAY/ALLEY	21	11.1%	33	18.6%
PARKING LOT/GARAGE	10	5.3%	7	4.0%
SERVICE/GAS STATION	3	1.6%	2	1.1%
GOVERNMENT/PUBLIC BUILDING	2	1.1%	0	0.0%
PARK/OTHER/UNKNOWN	2	1.1%	5	2.8%
CHURCH/SYNAGOGUE/TEMPLE	1	0.5%	0	0.0%
COMMERCIAL/OFFICE BUILDING	1	0.5%	3	1.7%
HOTEL/MOTEL/Etc.	0	0.0%	2	1.1%
SCHOOL/COLLEGE	0	0.0%	1	0.6%
GROCERY/SUPERMARKET	1	0.5%	0	0.0%
RESTAURANT	1	0.5%	0	0.0%
<b>*TOTAL</b>	<b>189</b>		<b>177</b>	

\*Total numbers are inclusive of Domestic Sexual Assault

When comparing the same five offenses of DV related incidents, there were 176 incidents in 2020 and 177 incidents in 2019. When adding the six new Domestic Related offenses, the total number of incidents in 2020 rises to 189. Despite additional Domestic Related offenses, there

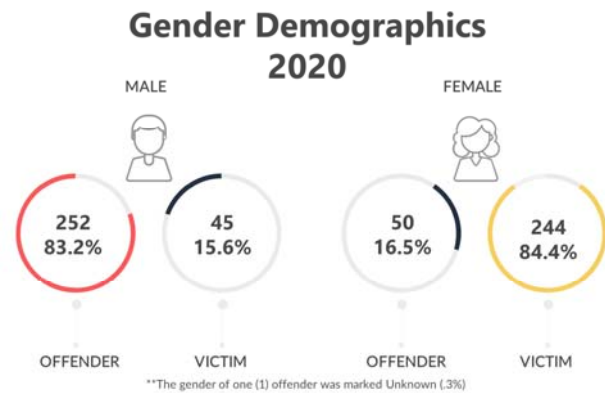
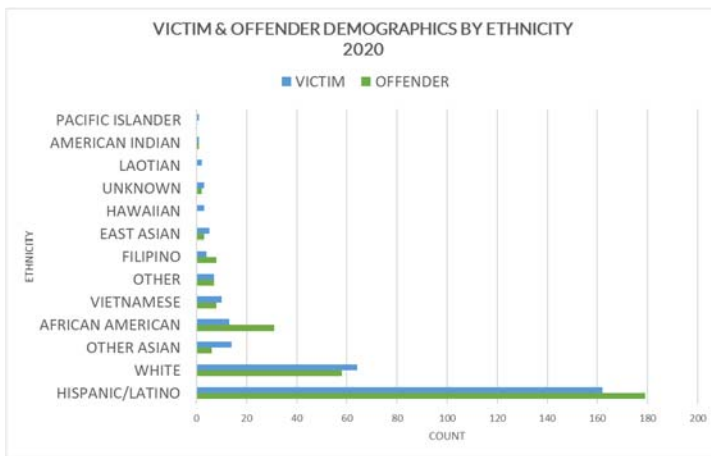
April 28, 2020

**Subject: Domestic Violence, Sexual Assault and Child Abuse Reports During the Covid-19 Shelter-In-Place Order**

Page 3

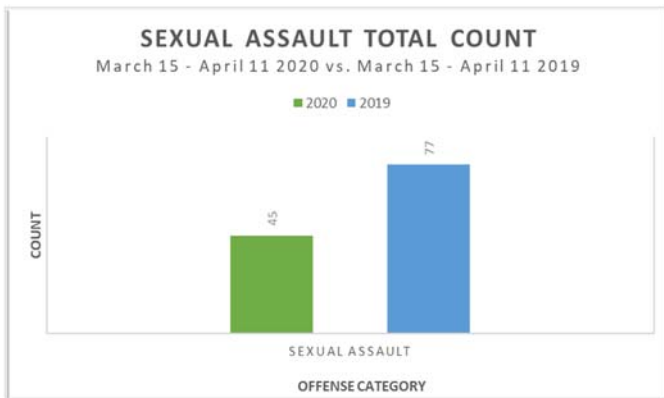
does not appear to be a significant change in reported DV incidents during the timeframe of the shelter-in-place order.

When considering all 11 offenses of DV incidents in 2020, 147 of the 189 incidents (approximately 78%) occurred in a residence. When viewing the 2019 statistics, 124 of the 177 incidents (approximately 70%) occurred in a residence. Since the overall number of incidents between the two years remained relatively consistent, the higher frequency of incidents in homes for 2020 indicated that the number of incidents occurring in public was lower in 2020 than in 2019.



	HISPANIC / LATINO	WHITE	OTHER ASIAN	AFRICAN AMERICAN	VIETNAMESE	OTHER	FILIPINO	EAST ASIAN	HAWAIIAN	UNKNOWN	LAOTIAN	AMERICAN INDIAN	PACIFIC ISLANDER
<b>OFFENDER</b>	179	58	6	31	8	7	8	3	0	2	0	1	0
<b>%</b>	59.1%	19.1%	2.0%	10.2%	2.6%	2.3%	2.6%	1.0%	0.0%	0.7%	0.0%	0.3%	0.0%
<b>VICTIM</b>	162	64	14	13	10	7	4	5	3	3	2	1	1
<b>%</b>	56.1%	22.1%	4.8%	4.5%	3.5%	2.4%	1.4%	1.7%	1.0%	1.0%	0.7%	0.3%	0.3%

**Sexual Assault**



The “Sexual Assault” statistics in this memorandum relate to thirteen specific sections of the Penal Code. In common terms, these sections are: Lewd or Lascivious Acts (under 14), Indecent Exposure, Sexual Battery, Rape, Sodomy, Unlawful Sexual Intercourse with Person under 18, Assault with the Intent to Commit Sexual Assault, Forcible Acts of Sexual Penetration, Obscene Matter, Annoying or Molesting Child under 18, Domestic Assault with the Intent to Commit Sexual Assault, Rape of a Spouse, and Lewd or Lascivious Acts (under 14)/Oral Copulation.

	2020	2019	%
<b>Sexual Assault</b>	45	77	-41.6% decrease

\*Total numbers are inclusive of Domestic Sexual Assault

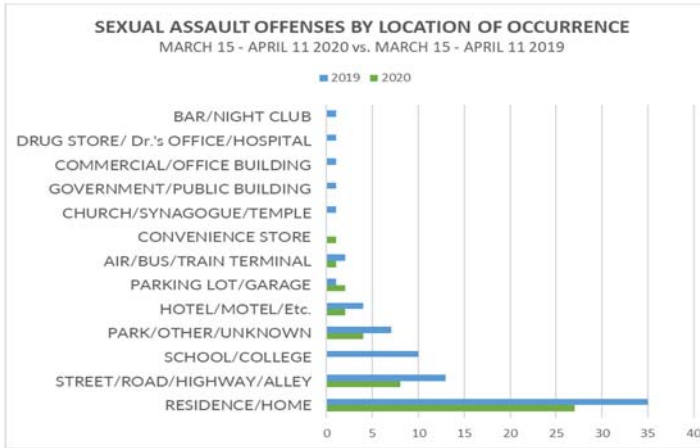
April 28, 2020

**Subject: Domestic Violence, Sexual Assault and Child Abuse Reports During the Covid-19 Shelter-In-Place Order**

Page 4

**SEXUAL ASSAULT OFFENSES BY LOCATION OF OCCURRENCE**

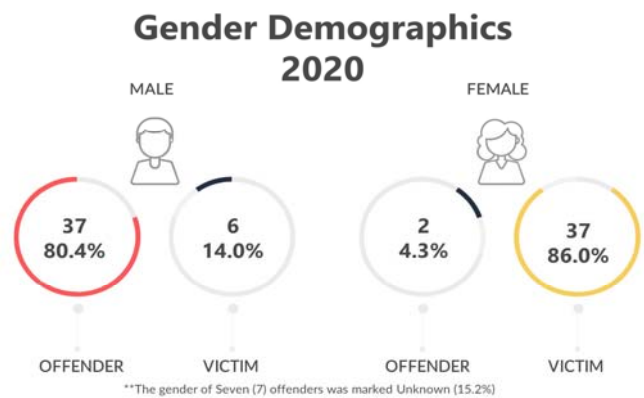
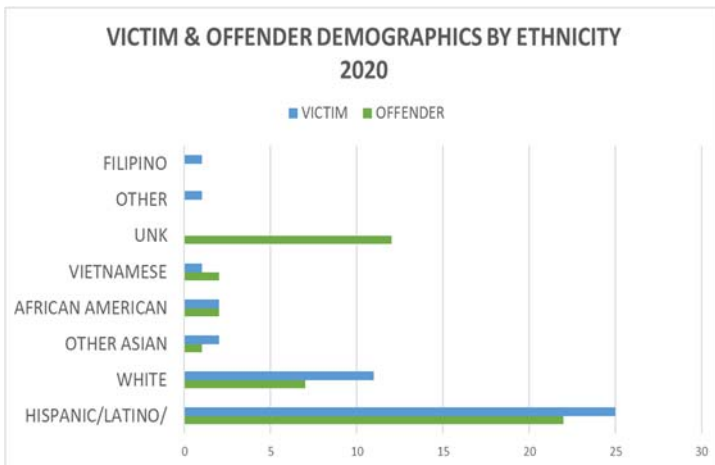
March 15 - April 11 2020 vs. March 15 - April 11 2019



	2020	%	2019	%
RESIDENCE/HOME	27	60.0%	35	45.5%
STREET/ROAD/HIGHWAY/ALLEY	8	17.8%	13	16.9%
SCHOOL/COLLEGE	0	0.0%	10	13.0%
PARK/OTHER/UNKNOWN	4	8.9%	7	9.1%
HOTEL/MOTEL/Etc.	2	4.4%	4	5.2%
PARKING LOT/GARAGE	2	4.4%	1	1.3%
AIR/BUS/TRAIN TERMINAL	1	2.2%	2	2.6%
CONVENIENCE STORE	1	2.2%	0	0.0%
CHURCH/SYNAGOGUE/TEMPLE	0	0.0%	1	1.3%
GOVERNMENT/PUBLIC BUILDING	0	0.0%	1	1.3%
COMMERCIAL/OFFICE BUILDING	0	0.0%	1	1.3%
DRUG STORE/ Dr.'s	0	0.0%	1	1.3%
BAR/NIGHT CLUB	0	0.0%	1	1.3%
<b>TOTAL</b>	<b>45</b>		<b>77</b>	

\*Total numbers are inclusive of Domestic Sexual Assault

There were 45 incidents reported in 2020 compared to 77 incidents reported in 2019. The 41.6% decrease in reported sexual assault offenses reflects a significant change in reporting during the shelter-in-place order timeframe. In 2020, 27 of the 45 incidents occurred in a residence which represents approximately 60% of the cases. In 2019, 35 of the 77 incidents occurred in a residence representing approximately 45.5% of the cases. Since the shelter-in-place order, the data suggests a proportional increase in the number of sexual assaults which occurred within a residence, despite the actual number of incidents having decreased in nearly all location types. Lastly, the most drastic change in reporting came from the “School/College” location where reporting dropped from 10 in 2019 to 0 in 2020 during this timeframe.



	HISPANIC/LATINO/	WHITE	OTHER ASIAN	AFRICAN AMERICAN	VIETNAMESE	UNK	OTHER	FILIPINO
<b>OFFENDER</b>	22	7	1	2	2	12	0	0
<b>%</b>	47.8%	15.2%	2.2%	4.3%	4.3%	26.1%	0.0%	0.0%
<b>VICTIM</b>	25	11	2	2	1	0	1	1
<b>%</b>	58.1%	25.6%	4.7%	4.7%	2.3%	0.0%	2.3%	2.3%

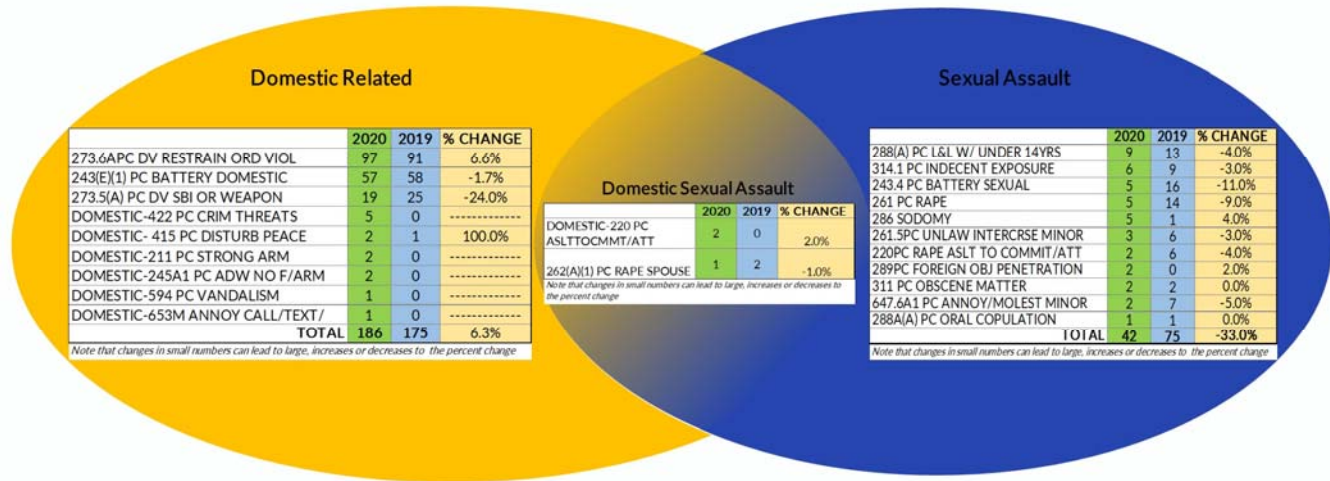
April 28, 2020

**Subject: Domestic Violence, Sexual Assault and Child Abuse Reports During the Covid-19 Shelter-In-Place Order**

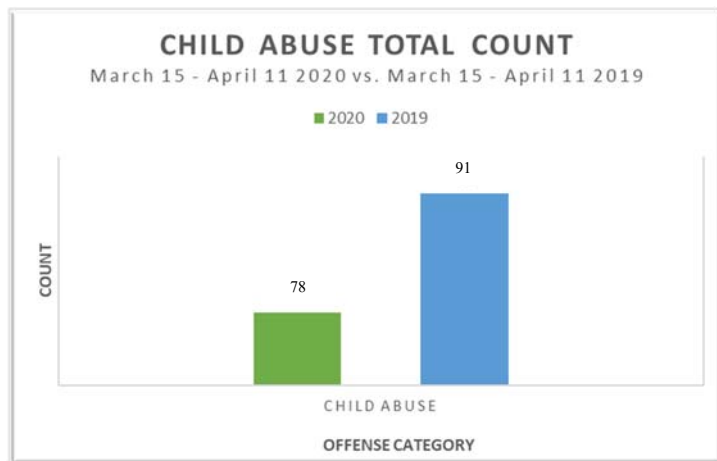
Page 5

**Domestic Sexual Assault**

Due to the nature of intersectionality between Sexual Assault and Domestic Related Offenses, the diagram below is presented to depict the overlap occurring between Sexual Assault and Domestic Related Offenses.



**Child Abuse**



	2020	2019	%
<b>Child Abuse</b>	<b>78</b>	<b>91</b>	<b>-14.3% decrease</b>

The “Child Abuse” statistics in this memorandum reflect five specific sections of the Penal Code. In common terms, these sections are: Child Abuse with Traumatic Injury, Child Abuse without Traumatic Injury, Child Abduction, Child Abandonment and Child Neglect/Abandonment.

**CHILD ABUSE BREAKDOWN OF OFFENSE COUNT**  
March 15 - April 11 2020 vs. March 15 - April 11 2019

	2020	2019	% CHANGE
270PC NEGLECT/FAIL TO PROVIDE	14	20	-6.0%
273AB PC CHLD ABUSE NOT AGG	58	62	-4.0%
273DA PC CHLD ABUSE AGG INJ	4	4	0.0%
278 PC PARENTAL ABDUCTION	2	5	-3.0%
<b>TOTAL</b>	<b>78</b>	<b>91</b>	<b>-13.0%</b>

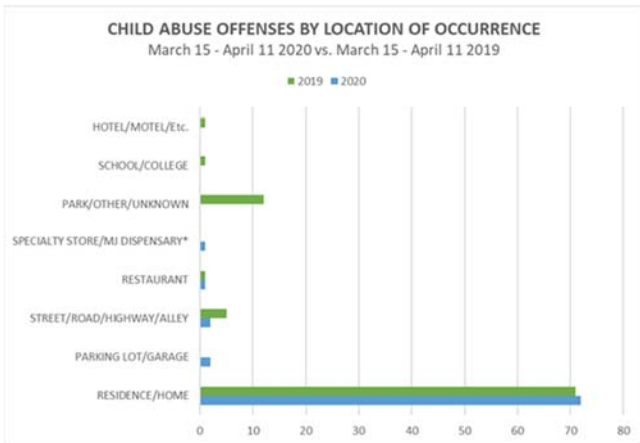
*Note that changes in small numbers can lead to large, increases or decreases to the percent change*



April 28, 2020

**Subject: Domestic Violence, Sexual Assault and Child Abuse Reports During the Covid-19 Shelter-In-Place Order**

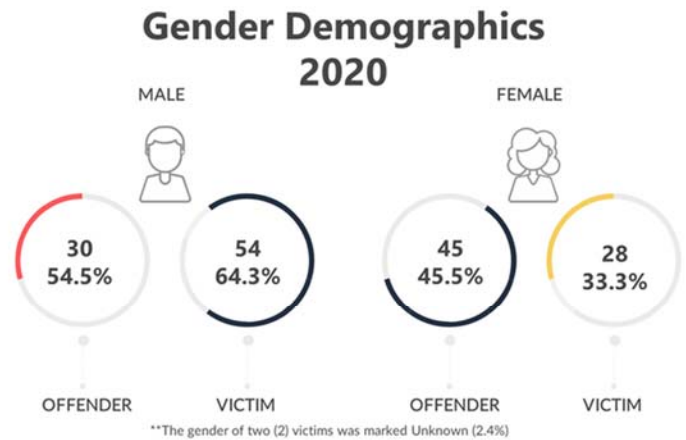
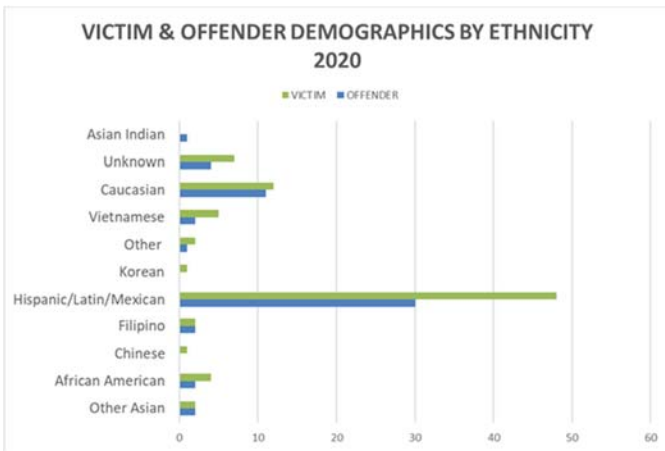
Page 6



	2020	%	2019	%
RESIDENCE/HOME	72	92.3%	71	78.0%
PARKING LOT/GARAGE	2	2.6%	0	0.0%
STREET/ROAD/HIGHWAY/ALLEY	2	2.6%	5	5.5%
RESTAURANT	1	1.3%	1	1.1%
SPECIALTY STORE/MJ DISPENSARY*	1	1.3%	0	0.0%
PARK/OTHER/UNKNOWN	0	0.0%	12	13.2%
SCHOOL/COLLEGE	0	0.0%	1	1.1%
HOTEL/MOTEL/Etc.	0	0.0%	1	1.1%
<b>TOTAL</b>	<b>78</b>		<b>91</b>	

\*Occurred out on street/across street

There were 78 incidents in 2020 compared to 91 incidents reported in 2019. This represents a decrease of approximately 14.3%. In 2020, 72 of the 78 incidents occurred in a residence, which represents approximately 92.3% of the cases. When compared to 2019, in which 78% of the cases occurred in a residence, we again see a proportional increase in the number of cases occurring within the home despite an overall decrease in the number of reported incidents.



	Other Asian	African American	Chinese	Filipino	Hispanic/Latino/	Korean	Other	Vietna mese	Cauc asian	Unkno wn	Asian Indian
<b>OFFENDER</b>	2	2	0	2	30	0	1	2	11	4	1
<b>%</b>	3.6%	3.6%	0.0%	3.6%	54.5%	0.0%	1.8%	3.6%	20.0%	7.3%	1.8%
<b>VICTIM</b>	2	4	1	2	48	1	2	5	12	7	0
<b>%</b>	2.4%	4.8%	1.2%	2.4%	57.1%	1.2%	2.4%	6.0%	14.3%	8.3%	0.0%

***Outreach & Reporting***

During the shelter-in-place order a number of additional efforts have been taken to increase awareness of reporting options. Concurrently, the Police Department has continued to engage in collaborative efforts with Community Based Organizations.

***Additional Efforts***

Developments	<b>Text 9-1-1:</b> Made available in Santa Clara County for the hard of hearing, those in a situation where it is not safe to call 9-1-1, and for medical emergencies where the person cannot speak on the phone
	<b>15 Apps That Parents Need to Know About:</b> Document posted on the Silicon Valley Internet Crimes Against Children website
Awareness	<b>SJPD COVID19 Flash Reports:</b> Dissemination of DV awareness and provision of a list of DV resources
	<b>Public Service Announcement:</b> Brought by the Silicon Valley Internet Crimes Against Children (SVICAC) regarding 5 Tips for Parents to keep children safe when using technology and the internet to prevent sextortion and exploitation
	<b>Webinar Hosted by the Dept. of Justice:</b> SVICAC will be presenting a webinar this month on the topic of Sextortion and Cyberbullying
Virtual Meetings	<b>Court and Community Partners:</b> Attended to learn what other DV related agencies are doing during the shelter in place period
	<b>SJPD, YWCA and Community Solutions:</b> Attended to give presentations and answer questions from community members
	<b>YWCA of Silicon Valley:</b> Brainstormed additional methods for survivor-access to advocates

*Continued Collaborative Efforts*

Collaborative Partner YWCA of Silicon Valley	Virtual responses to Sexual Assault Forensic Examination (SAFE) and Strangulation Exams – YWCA connects with survivors at the scene via phone
	24/7 Support Line (1-800-572-2782)
	Emergency moteling
	Emergency transportation
	Virtual counseling
	Virtual support groups for both youths and adults around self-care and COVID
	Ongoing Advocacy (could be in-person on a case by case basis)

Collaborative Partner Department of Family and Children's Services (DFCS)	Department of Family and Children's Services (DFCS) continues to work with various agencies to address child abuse issues and have implemented new technologies to accommodate the COVID-19 challenges.
	DFCS, hotline continues to work (24/7/365) to receive child abuse calls and Emergency Response (ER) Social Workers (SW) continue to follow up in person or virtual on-line contacts (Zoom, Skype, Facetime) with family to address all child abuse issues. ER SWs address child abuse issues with families and provide resources to address any additional challenges with the COVID-19 crisis. ER SWs provide referrals or resources to families such as flyers, websites, and hotline numbers for various services including foodbanks, employment benefits, financial aid, child care and housing resources.
	DFCS Social Workers continue to have monthly or as needed contacts with clients virtually through on-line services such as Zoom, Skype, Facetime, and other video services to ensure that children in the care of DFCS remain safe and families continue with community services. In addition, SWs continue to collaborate with community agencies providing services such as counseling and other services to clients to ensure that they continue to address their needs.
	DFCS connects all clients with the Department of Employment and Benefits Services (DEBS) to assist with financial benefits and medical assistance particularly clients that have lost their jobs and need medical care. DEBS provides telephone assistance to clients and resources to address
	DFCS continues to work with law enforcement agencies by collaborating with them to assist with joint response calls, welfare checks, and sharing information. In addition, DFCS continues to follow the Joint Response protocol to assist agencies such as law enforcement and other agencies to collaborate and address child abuse issues in urgent situations.
	DFCS law enforcement liaison continues to work with all law enforcement and other county agencies by providing them DFCS information to assist in addressing child abuse issues.
	SJPD has accommodated DFCS by scanning all DV and child abuse cross-reports so DFCS can continue to follow up with families with DV and child abuse challenges.



HONORABLE MAYOR AND CITY COUNCIL

April 28, 2020

**Subject: Domestic Violence, Sexual Assault and Child Abuse Reports During the Covid-19 Shelter-In-Place Order**

Page 9

## **CONCLUSION**

Overall, the statistics listed in this memorandum are consistent with the trends observed by San Jose Police Department detectives. The Domestic Violence data appears to be up slightly, but this may be due to the addition of six new Domestic Related offense categories in 2020. The Sexual Assault data suggests a sharp decrease in reported crimes. The Child Abuse data shows a notable decrease in reported crimes. The preliminary nature of this data, compounded with a short timeframe, impairs our ability to make sound, data-driven decisions. With that said, the San Jose Police Department and its partner agencies are always looking for innovative methods to reach those we serve in order to ensure reporting and intervention.

/s/

EDGARDO GARCIA  
Chief of Police

For questions, please contact Captain Randall Schriefer, Bureau of Investigations, San Jose Police Department, at (408) 277-4002.

